



**TANGLIANWALA  
SUGAR MILLS LIMITED**

**CORPORATE BRIEFING  
SESSION (2021-22)**

**Presented by:  
Ahmad Jehanzeb Khan  
(Chief Financial Officer &  
Company Secretary)**



**TANGLIANWALA**  
SUGAR MILLS LIMITED

# Executive Summary



- **Group Overview**
- **Financial Highlights**
- **Operational Information**
- **Corporate Social Responsibility**
- **Questions & Answers Session**



**TANGLIANWALA**  
SUGAR MILLS LIMITED



# ***GROUP OVERVIEW***

# INTRODUCTION



TANDLIANWALA  
SUGAR MILLS LIMITED



- Tandlianwala Sugar Mills Limited (“The Company”) was incorporated on 01 November 1988 as a Public Limited Company under the Companies Ordinance, 1984. In 1992, the Company got listed on the Lahore & Karachi Stock Exchange (now Pakistan Stock Exchange).
- The Company started as a small Sugar Mill, gradually extending its operations in the Distillery & Top Gas sector.
- The principal activity of the Company is production and sale of White Crystalline Sugar, Ethanol and other allied by-products.

## **Board of Directors:**

Mr. Ghazi Khan (Chairman)

Mr .Akbar Khan (Chief Executive)

Mr. Haroon Khan

Mr. Humayun Akhtar Khan

Mrs. Rasheeda Begum

Mrs. Mobina Akbar Khan

Mr. Tahir Farooq Malik

## **Chief Financial Officer &**

## **Company Secretary:**

Mr. Ahmad Jehanzeb Khan

## **Locations:**

**Head Office:** 66-L, Gulberg-II, Lahore.

**Faisalabad:** Sugar Unit-I, Distillery-I, Top Gas

**Dera Ismail Khan:** Sugar Unit-II

**Muzzaffargarh:** Sugar Unit-III, Distillery-II

# OPERATING SEGMENTS



TANGLIANWALA  
SUGAR MILLS LIMITED



**SUGAR**



**DISTILLERY**



**TOP GAS**

# OUR JOURNEY



TANGLIANWALA  
SUGAR MILLS LIMITED



KANJWANI

REHMAN HAJIRA

TOP GAS



# WHAT ARE WE PROUD OF:



TANDLIANWALA  
SUGAR MILLS LIMITED



## Corporate Vision

- Sustainability
- Growth
- Wealth Maximization
- Innovation
- Equal Opportunity

## Management

- Visionary
- Qualified
- Action Oriented
- Vigilant
- Cooperative
- Experienced
- Versatile

## Milestones

- Groundbreaking success over three decades
- From 1 Small Unit to six state of the art Plants
- First ever CO<sub>2</sub> plant in Pakistan
- International Recognition

## Future Outlook

- Going International
- Opening New doors
- Catching up with the new & better technologies
- Corporate Farming



**TANGLIANWALA**  
**SUGAR MILLS LIMITED**



# ***FINANCIAL HIGHLIGHTS***



# SIX YEARS AT A GLANCE:

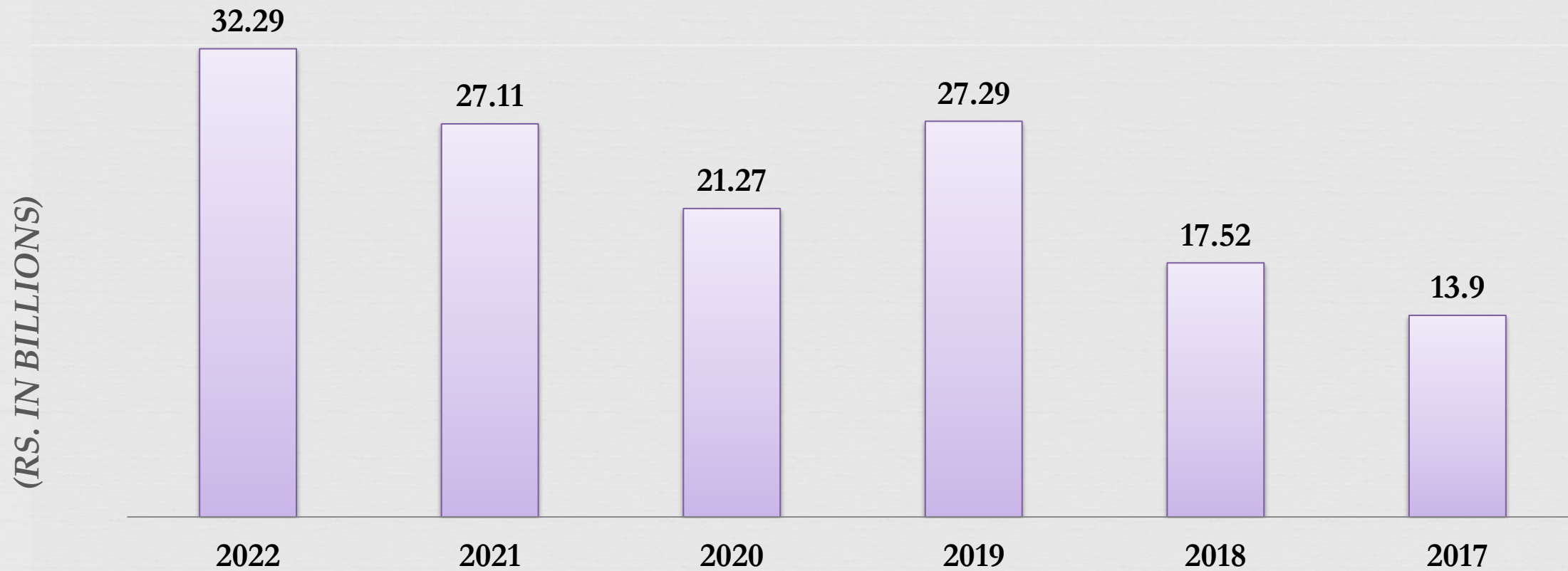


	2022	2021	2020	2019	2018	2017
Sales	32,299,965,782	27,114,404,208	21,271,884,733	27,295,874,630	17,522,463,922	13,903,985,479
Cost of Sales	(28,536,941,441)	(23,995,408,711)	(19,430,945,446)	(23,142,769,339)	(14,665,516,017)	(11,769,616,007)
Gross Profit	<b>3,763,024,341</b>	<b>3,118,995,497</b>	<b>1,840,939,287</b>	<b>4,153,105,291</b>	<b>2,856,947,905</b>	<b>2,134,369,472</b>
Admin & Distribution Expense	(1,097,559,923)	(868,665,215)	(846,011,622)	(937,766,947)	(939,936,285)	(792,100,648)
Other Income	69,346,782	87,506,695	97,729,521	65,485,087	79,728,679	36,246,141
Profit from Operations	<b>2,734,811,200</b>	<b>2,337,836,977</b>	<b>1,092,657,186</b>	<b>3,280,823,431</b>	<b>1,996,740,299</b>	<b>1,378,514,965</b>

# SALES ANALYSIS



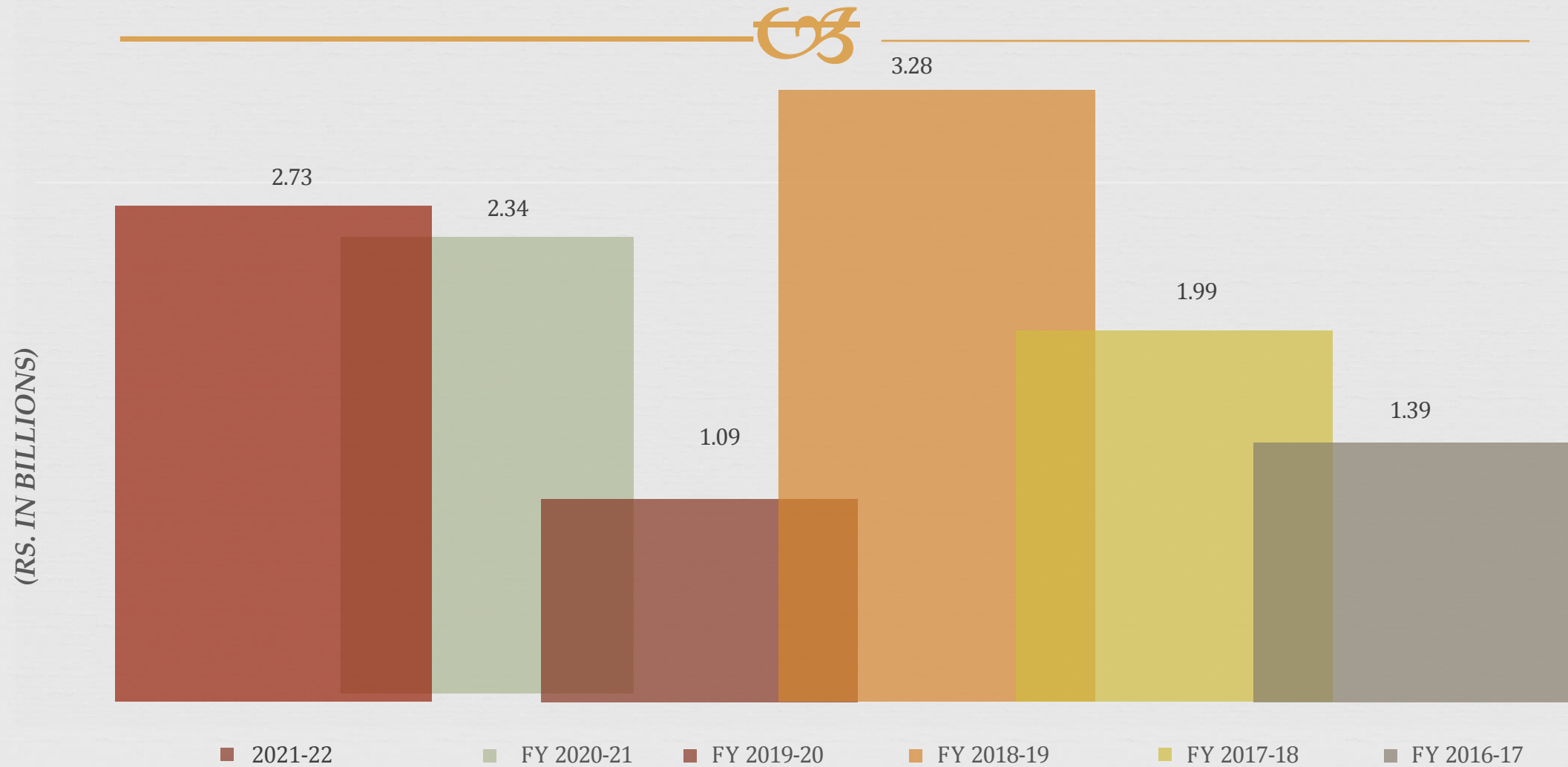
TANGLIANWALA  
SUGAR MILLS LIMITED



# OPERATING RESULTS



**TANGLIANWALA**  
SUGAR MILLS LIMITED



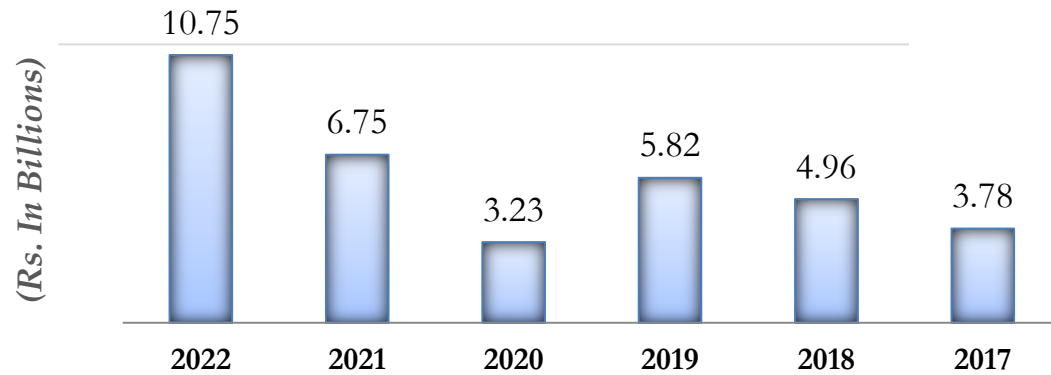
# SEGMENT RESULTS



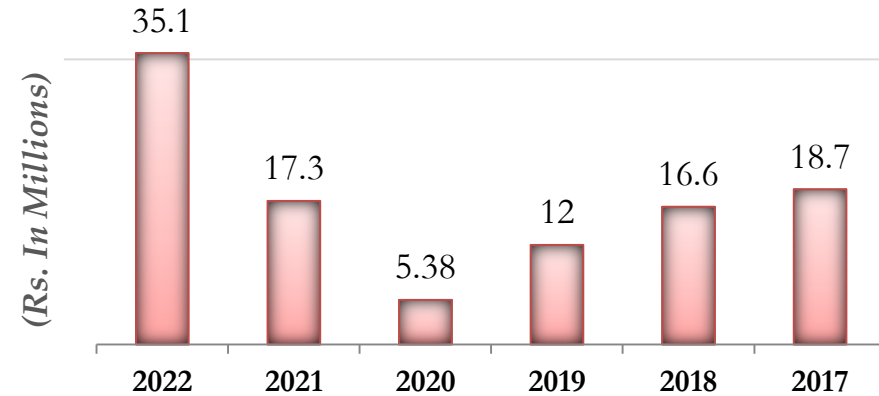
TANGLIANWALA  
SUGAR MILLS LIMITED



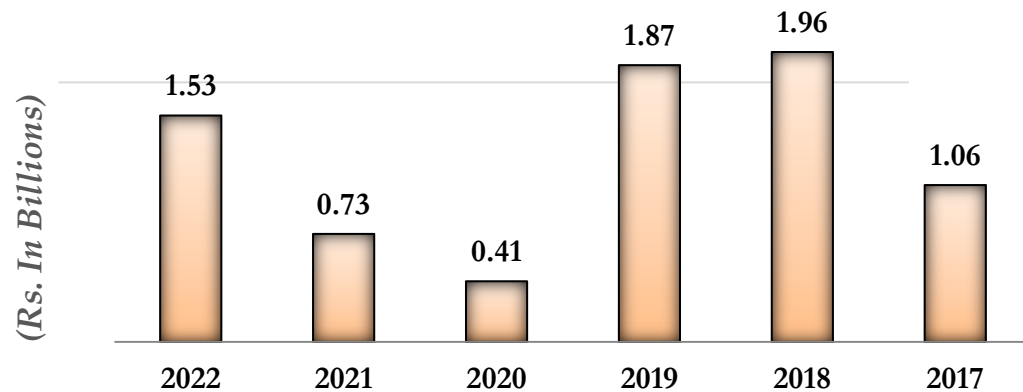
## Ethanol Sales



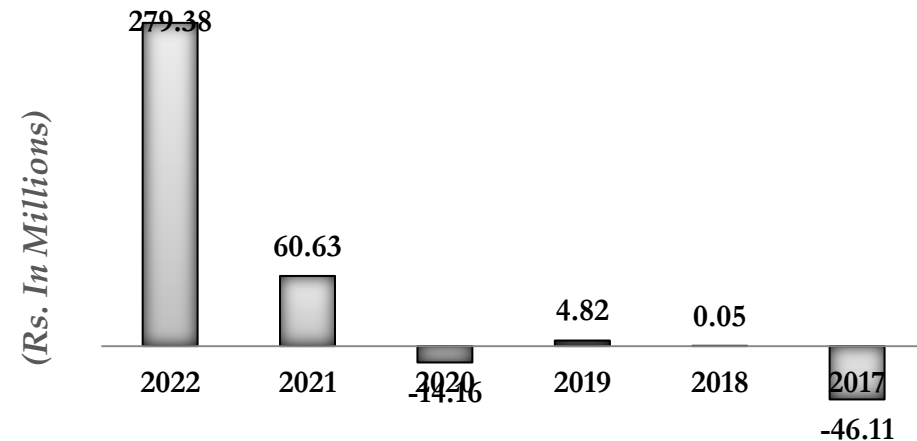
## Top Gas Sales



## Gross Profit - Ethanol



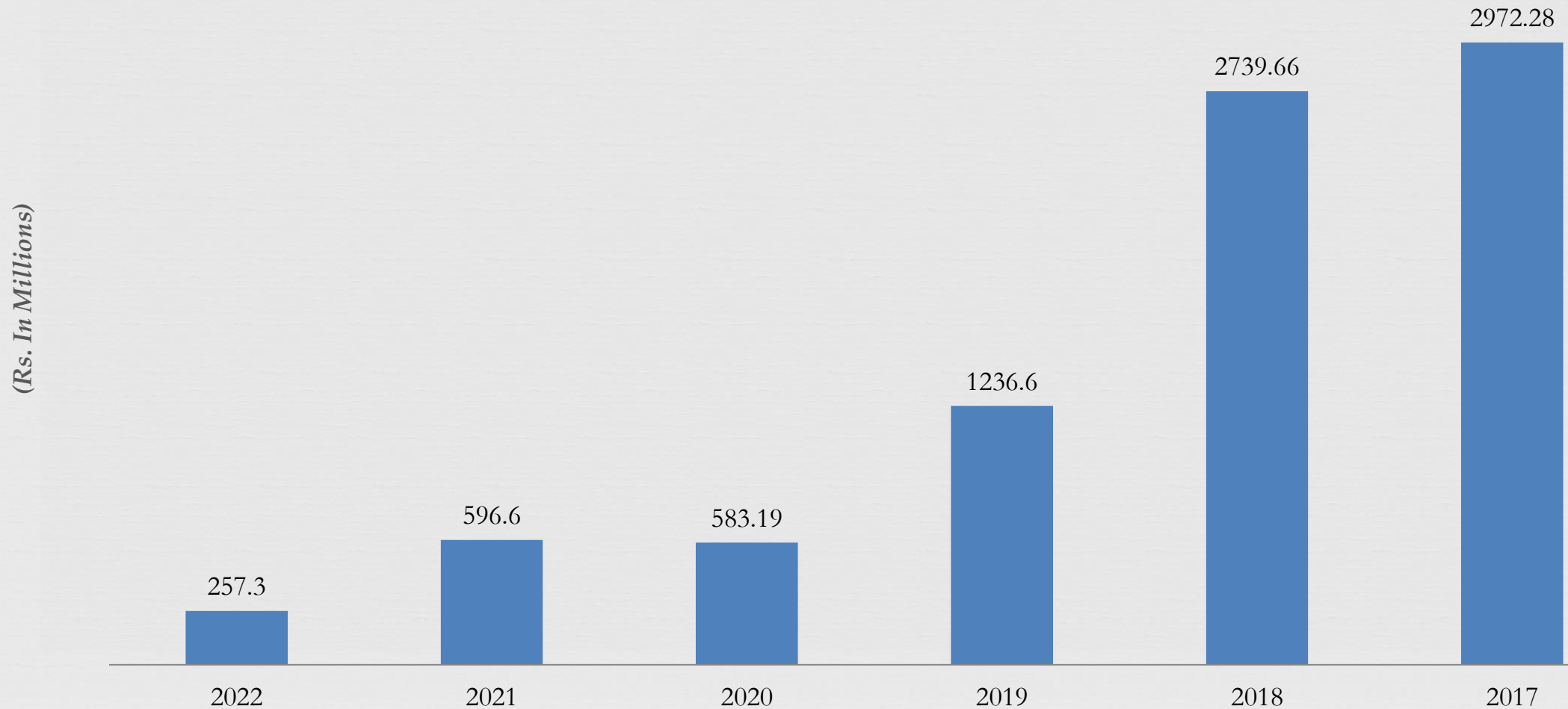
## Gross Profit - Top Gas



# CAPITAL EXPENDITURE



**TANGLIANWALA**  
SUGAR MILLS LIMITED





**TANGLIANWALA**  
**SUGAR MILLS LIMITED**



# ***OPERATIONAL INFORMATION***

# ANNUAL PRODUCTION



TANGLIANWALA  
SUGAR MILLS LIMITED

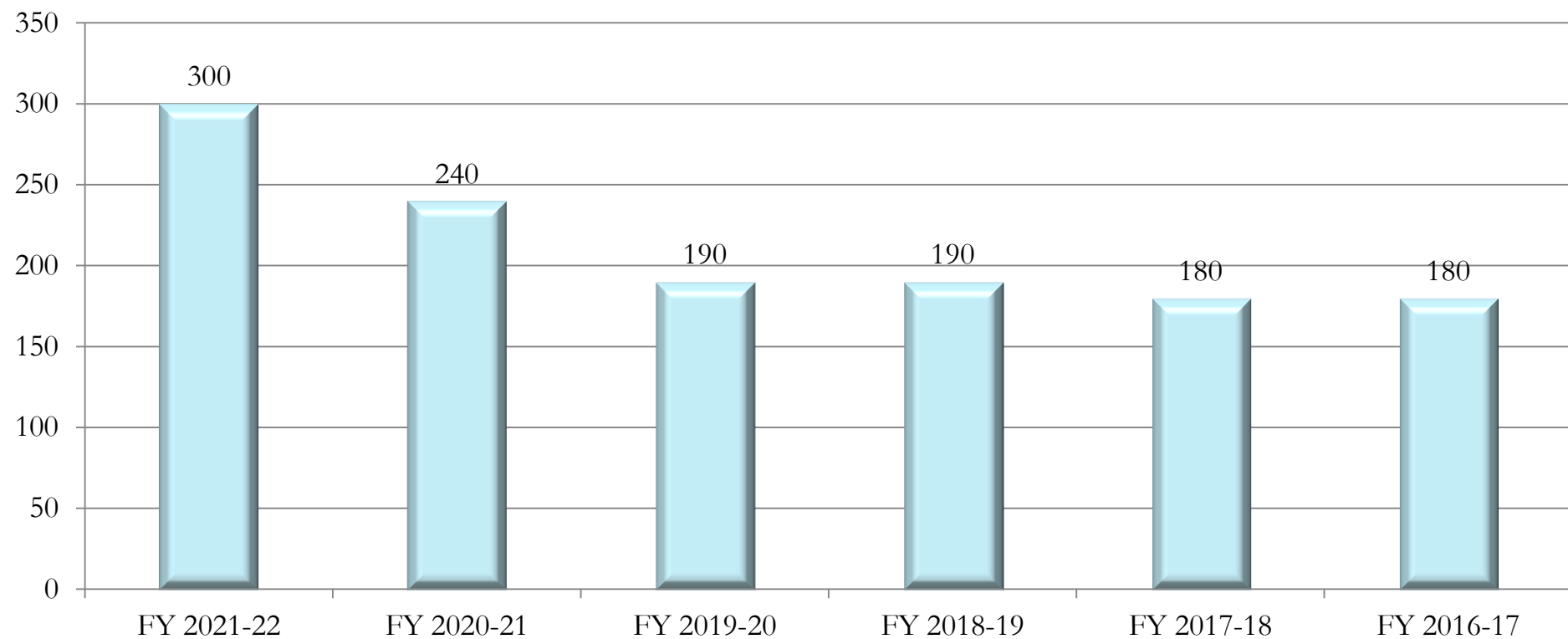


	2022	2021	2020	2019	2018	2017
<b><u>SUGAR (M. Tons):</u></b>						
Annual Production	356,613	316,669	265,420	255,375	245,582	303,142
<b><u>ETHANOL (Liters):</u></b>						
Per Day Capacity	265,000	255,000	255,000	255,000	255,000	255,000
Annual Production	74,976,250	74,802,500	35,847,500	73,398,542	81,569,402	74,389,720
<b><u>TOP GAS (M. Tons):</u></b>						
Annual Capacity	14,400	14,400	14,400	14,400	14,400	14,400
Annual Production	6,136	6,617	3,749	8,826	9,992	9,466



TANGLIANWALA  
SUGAR MILLS LIMITED

# SUGARCANE PRICE PER 40 KG



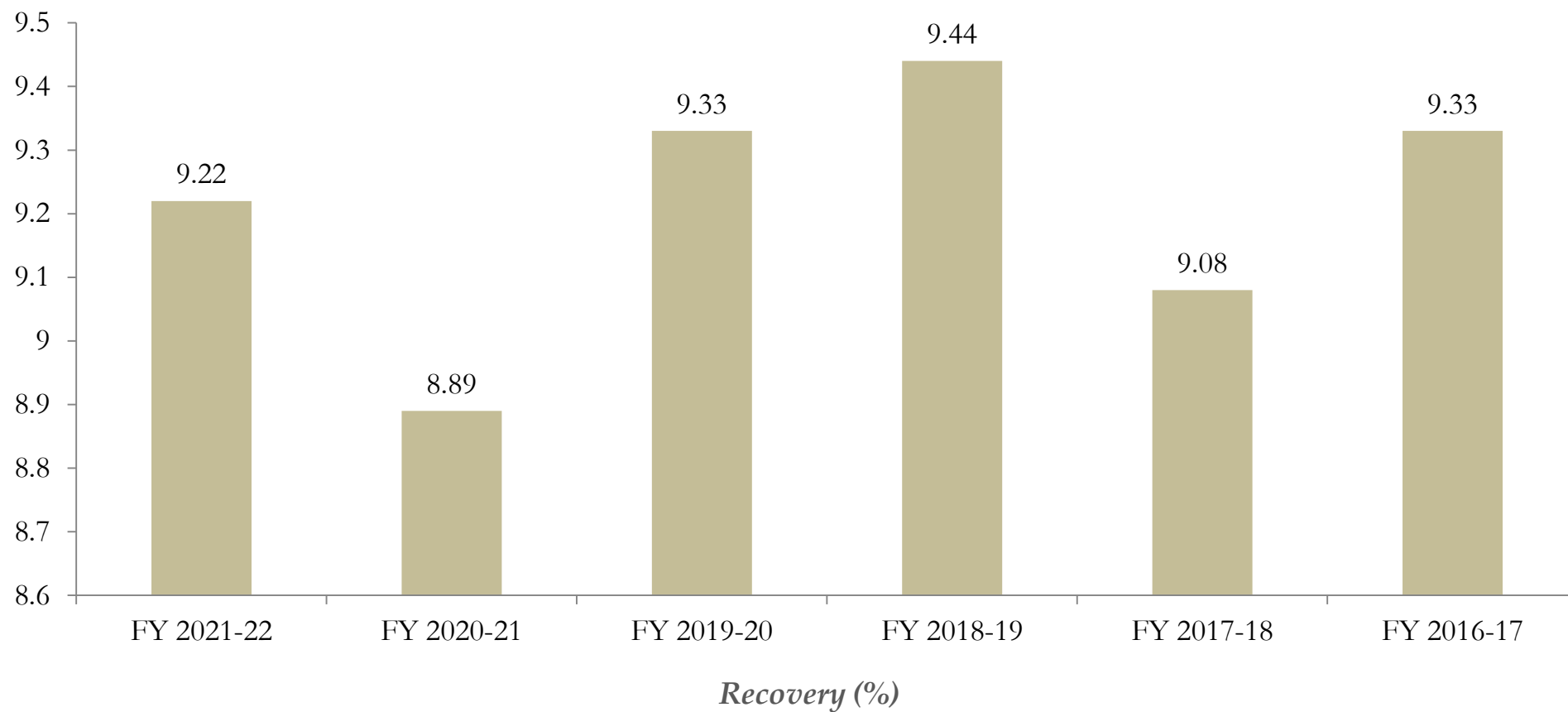
*(SUGARCANE PRICE PER 40 KGs)*





TANGLIANWALA  
SUGAR MILLS LIMITED

# SUCROSE RECOVERY RATIO





TANGLIANWALA  
SUGAR MILLS LIMITED



# *CORPORATE SOCIAL RESPONSIBILITY*



TANGLIANWALA  
SUGAR MILLS LIMITED

# Corporate Social Responsibility (CSR)



- ❖ 0% Direct Energy (Gas/Electricity) Consumption during crushing season;
- ❖ More than 50% Reduction of CO<sub>2</sub> Emission;
- ❖ Interest Free Loans;
- ❖ Free Electricity, Education to Mill Employees;
- ❖ Safe Drinking Water & Shelters to Mill Employees.



**TANGLIANWALA**  
SUGAR MILLS LIMITED



# *Q & A SESSION*



**TANGLIANWALA**  
SUGAR MILLS LIMITED



***THANK YOU***